


SALVATORE FERRAGAMO S.p.A.
Assemblea ordinaria
23 aprile 2026

Allegato " A " all'atto

Repertorio n. 87848

Raccolta n. 30201




Elenco dei censiti partecipanti all'assemblea per il tramite del Rappresentante Designato Merito Titoli S.p.A. nella persona della Dott.ssa Francesca Neodo

Anagrafica	CF/PI	Azioni	Voti	% su av. dlr.
ADVANCED SERIES TRUST- AST GLOBAL BOND PORTFOLIO		3.210	3.210	0,001%
ALASKA PERMANENT FUND CORPORATION		3.049	3.049	0,001%
AMERICAN CENTURY ETF TRUST AVANTIS INT SMALL CAP VALUE FUND		39.487	39.487	0,014%
AMERICAN CENTURY ETF TRUST-AVANTIS INTERNATIONAL EQUITY ETF		140.664	140.664	0,051%
AMERICAN CENTURY ETF TRUST-AVANTIS INTERNATIONAL EQUITY FUND		160	160	0,000%
AMERICAN CENTURY ETF TRUST-AVANTIS INTERNATIONAL SMALL CAP EQUITY ETF		1.903	1.903	0,001%
AMERICAN CENTURY ETF TRUST-AVANTIS INTERNATIONAL SMALL CAP VALUE		174.728	174.728	0,063%
AMERICAN CENTURY ETF TRUST-AVANTIS RESPONSIBLE INTERNATIONAL EQUITY ETF		585	585	0,000%
AMERICAN CENTURY ICAV		120	120	0,000%
AMUNDI HK PORTFOLIOS		23.313	23.313	0,008%
AMUNDI INDEX EUROPE EX UK SMALL		3.305	3.305	0,001%
AMUNDI MSCI EMU SMALL CAP ESG BRD TRANS		14.246	14.246	0,005%
AMUNDI MSCI EUROPE SMALL C ESG BRD TRANS		3.218	3.218	0,001%
AMUNDI MSCI GLOBAL SMALL CAP OECD EX USA		774	774	0,000%
AMUNDI PROGETTO FUTURO PIR		35.973	35.973	0,013%
AMUNDI SGR SPA / AMUNDI RISPAR MIO ITALIA		213.081	213.081	0,077%
ANIMA CRESCITA ITALIA		57.000	57.000	0,021%
ANIMA CRESCITA ITALIA NEW		43.417	43.417	0,016%
ANIMA ELTIF ITALIA 2026		13.464	13.464	0,005%
ANIMA FUNDS PUBLIC LIMITED COMPANY		42.439	42.439	0,015%
ANIMA INIZIATIVA ITALIA		724.354	724.354	0,261%
ANIMA ITALIA		111.548	111.548	0,040%
ANIMA PMI ITALIA		359.368	359.368	0,129%
ANIMA SVILUPPO ITALIA 2030		33.000	33.000	0,012%
ANIMA SVILUPPO ITALIA 2031		15.000	15.000	0,005%
AQR FLEX 1 SERIES LLC - SERIES A9		2.647	2.647	0,001%
ARCA AZIONI ITALIA		283.664	283.664	0,102%
ARCA ECONOMIA REALE BILANCIATO ITALIA 15		10.319	10.319	0,004%
ARCA ECONOMIA REALE BILANCIATO ITALIA 30		507.761	507.761	0,183%
ARCA ECONOMIA REALE BILANCIATO ITALIA 55		116.932	116.932	0,042%
ARROWSTREET CAPITAL ESG GLOBAL EQUITY LONG/SHORT FUND LIMITE		70.134	70.134	0,025%
ARROWSTREET CAPITAL ESG GLOBAL EQUITY LONG/SHORT FUND LIMITED		24.918	24.918	0,009%
AVANTIS CIBC GLOBAL SMALL CAP VALUE ETF		381	381	0,000%
AVANTIS CIBC INTERNATIONAL EQUITY ETF		201	201	0,000%
AZ FUND 1 - AZ ALLOCATION PIR ITALIAN EXCELLENCE 70		57.216	57.216	0,021%
AZ FUND 1-AZ ALLOCATION-ITALIAN LONG TERM OPPORTUNITIES		1.000	1.000	0,000%
AZIMUT CAPITAL MANAGEMENT SGR SPA		13.965	13.965	0,005%
AZL DFA INTERNATIONAL CORE EQUITY FUND		1.885	1.885	0,001%
BANCOPOSTA RINASCIMENTO		164.143	164.143	0,059%
BERGAMOTTA SRL	815600DF1A7	860.383	1.720.766	0,620%
BLACKROCK ASSET MANAGEMENT SCHWEIZ AG ON BEHALF OF ISHARES WORLD EX SWITZERLAND		100	100	0,000%
BLACKROCK AUTHORISED CONTRACTUAL SCHEME I		100	100	0,000%
BLACKROCK INSTITUTIONAL TRUST COMPANY, N.A. INVESTMENT FUNDS FOR EMPLOYEE BENEFIT TRUSTS		115.179	115.179	0,041%
BNP PARIBAS EQUITY - FOCUS ITALIA		9.656	9.656	0,003%
BNPP MODERATE - FOCUS ITALIA		37.239	37.239	0,013%
BOARD OF PENSIONS OF THE EVANGELICAL LUTHERAN CHURCH IN AMER		1	1	0,000%
BORRAGINE SRL	06949860487	860.383	1.720.766	0,620%
CALIFORNIA STATE TEACHERS' RETIREMENT SYSTEM		33.680	33.680	0,012%

Anagrafica	CF/PI	Azioni	Voti	% su av. dir.
CHALLENGE FUNDS CHALLENGE ITALIAN EQUITY		22.000	22.000	0,008%
CIBC PENSION PLAN		67	67	0,000%
CITY OF NEW YORK GROUP TRUST		18.144	18.144	0,007%
CNTRL PNSN FND INTRNTNL UNION		678	678	0,000%
COLLEGE RETIREMENT EQUITIES FUND		29.853	29.853	0,011%
CONNECTICUT GENERAL LIFE INSURANCE COMPANY		177	177	0,000%
CONSTANCE BE EUROPE		24.165	24.165	0,009%
CONTINENTAL SMALL SERIES THE CONTINENTAL SMALL COMPANY		101.300	101.300	0,036%
CREDIT SUISSE INDEX FUND (LUX)		17.174	17.174	0,006%
D. E. SHAW ALL COUNTRY GLOBAL ALPHA PLUS PORTFOLIOS L.L.C.		1.466	1.466	0,001%
D.E. SHAW ALL COUNTRY GLOBAL ALPHA PLUS PORTFOLIOS II L.L.C		932	932	0,000%
DE SHAW US BROAD MARKET CORE ALPHA EXTENSION CUSTOM FUND II L.L.C.		552	552	0,000%
DE SHAW WORLD ALPHA EXTENSION PORTFOLIOS LLC		7.060	7.060	0,003%
DEKA-RAB		6.288	6.288	0,002%
DES VAL INTL PEEQ CSH NON FLIP		13.387	13.387	0,005%
DFA ALL COUNTRY EX US EQUITY MARKET SUBTRUST OF DFA GROUP TRUST		1	1	0,000%
DFA INTERNATIONAL SMALL CAP VALUE PMS GROUP INC		177.246	177.246	0,064%
DIGITAL FUNDS STARS EUROPE		3.534	3.534	0,001%
DIMENSIONAL FUNDS PLC		32.698	32.698	0,012%
DIMENSIONAL GLOBAL SUSTAINABILITY TRUST		2.485	2.485	0,001%
DIMENSIONAL INTERNATIONAL CORE EQUITY 2 ETF OF DIMENSIONAL E		10.563	10.563	0,004%
DIMENSIONAL INTERNATIONAL SMALL CAP VALUE ETF OF DIMENSIONA		14.374	14.374	0,005%
DIMENSIONAL INTERNATIONAL VECTOR EQUITY ETF OF DIMENSIONAL E		1	1	0,000%
EFFESITTE SRL	04403710488	3.486.090	6.972.180	2,512%
EPSSENS ACTIONS PME ETI		38.130	38.130	0,014%
EUREKA FUND - NON FLIP		68.401	68.401	0,025%
EURIZON AZIONI PMI ITALIA		316.909	316.909	0,114%
EURIZON CAPITAL SGR-PIR ITALIA 30		61.041	61.041	0,022%
EURIZON FUND		7.555	7.555	0,003%
EURIZON PIR ITALIA AZIONI		20.610	20.610	0,007%
EURIZON PROGETTO ITALIA 20		85.719	85.719	0,031%
EURIZON PROGETTO ITALIA 40		266.808	266.808	0,096%
EURIZON PROGETTO ITALIA 70		155.704	155.704	0,056%
FAFF SRL	02607380033	860.384	946.768	0,341%
FERRAGAMO FERRUCCIO	FRRFRC45P09D575X	506.330	1.012.660	0,365%
FERRAGAMO FINANZIARIA SPA	04161460482	91.611.810	183.223.620	66,009%
FERRAGAMO GIOVANNA	FRRGNN43C66D575V	506.330	1.012.660	0,365%
FIDELITY CONCORD STREET TRUST; FIDELITY SAI INTERNATIONAL S		1.683	1.683	0,001%
FIDELITY GLOBAL OPPORTUNITIES LONG/SHORT FUND		21.500	21.500	0,008%
FIDELITY INVESTMENT FUNDS - FIDELITY INDEX WORLD ESG SCREENED FUND		210	210	0,000%
FIDEURAM PIANO AZIONI ITALIA		590.000	590.000	0,213%
FIDEURAM PIANO BILANCIATO ITALIA 30		50.000	50.000	0,018%
FIDEURAM PIANO BILANCIATO ITALIA 50		103.000	103.000	0,037%
FINVIS SRL	04600610481	3.486.090	6.972.180	2,512%
FLEXSHARES MORNINGSTAR DEVELOPED MARKETS EX-US FACTOR TILT INDEX FUND		2.603	2.603	0,001%
FONDITALIA		20.000	20.000	0,007%
FONDS DE RESERVE POUR LES RETRAITES		53.660	53.660	0,019%
FONDS OBJECTIF CLIMAT ACTIONS I		6.785	6.785	0,002%
GESTIELLE PRO ITALIA		21.308	21.308	0,008%
GIQUATTRO SRL	00514180975	3.486.090	6.972.180	2,512%
GRAHAM DEVELOPMENTAL EQUITY STRATEGIES LLC		126	126	0,000%
HUTCHISON PROVIDENT FUND.		2.708	2.708	0,001%
IBM 401(K) PLUS PLAN TRUST		9.188	9.188	0,003%
INTERNATIONAL CORE EQUITY PORTFOLIO OF DFA INVESTMENT DIMENSIONS GROUP INC		26.577	26.577	0,010%
INTERNATIONAL MONETARY FUND		4.086	4.086	0,001%
INVESTINGSFØRENINGEN SPARINVEST INDEX EUROPA SMALL CAP KL		4.291	4.291	0,002%
ISHARES ALL-COUNTRY EQUITY INDEX FUND		185	185	0,000%
ISHARES CORE MSCI EAFE ETF		151.072	151.072	0,054%
ISHARES CORE MSCI EAFE IMI INDEX ETF		14.641	14.641	0,005%
ISHARES CORE MSCI EUROPE ETF		26.264	26.264	0,009%
ISHARES CORE MSCI INTERNATIONAL DEVELOPED MARKETS ETF		138.224	138.224	0,050%
ISHARES CORE MSCI TOTAL INTERNATIONAL STOCK ETF		90.419	90.419	0,033%
ISHARES III PUBLIC LIMITED COMPANY		77	77	0,000%
ISHARES MSCI EAFE SMALL-CAP ETF		15.880	15.880	0,006%
ISHARES MSCI EUROPE IMI INDEX ETF		1.234	1.234	0,000%

Anagrafica	CF/PI	Azioni	Voti	% su av. dir.
ISHARES MSCI EUROPE SMALL-CAP ETF		4.681	4.681	0,002%
ISHARES MSCI WORLD SMALL-CAP ETF		173	173	0,000%
JHVT INT'L SMALL CO TRUST JOHN HANCOCK INVESTMENT MANAGEMENT SERVICES LLC JHVT INTERN		2.238	2.238	0,001%
JOHN HANCOCK TRUST COMPANY COLLECTIVE INVESTMENT TRUST I		103.600	103.600	0,037%
JUPITER GLOBAL VALUE EQUITY FUND		402.914	402.914	0,145%
LACERA MASTER OPEB TRUST		1.275	1.275	0,000%
LEGAL & GENERAL ICAV,		12.187	12.187	0,004%
LEGAL AND GENERAL ASSURANCE (PENSIONS MANAGEMENT) LIMITED		14.237	14.237	0,005%
LUMYNA-MARSHALL WACE UCITS SICAV-LUMYNA-MW TOPS UCITS FUND		103.247	103.247	0,037%
LVIP DIMENSIONAL INTERNATIONAL CORE EQUITY FUND		2.493	2.493	0,001%
MAJESTIC HONOUR LIMITED		5.616.627	5.616.627	2,023%
MANULIFE GLOBAL FRANCHISE FUND.		206.777	206.777	0,074%
MANULIFE INVESTMENT EXCHANGE FUNDS CORP. - MANULIFE BALANCED		387.796	387.796	0,140%
MANULIFE INVESTMENT MANAGEMENT SYSTEMATIC INTERNATIONAL SMALL CAP EQUITY POOLE		169	169	0,000%
MARSHALL WACE COMMON CONTRACTUAL FUND-MWCCF WORLD TOPS 150/5		252	252	0,000%
MARSHALL WACE INVESTMENT STRATEGIES - EUREKA FUND C/O MARSHALL WACE LLP		78.377	78.377	0,028%
MARSHALL WACE INVESTMENT STRATEGIES - TOPS FUND C/O MARSHALL WACE LLP		92.727	92.727	0,033%
MARSHALL WACE INVESTMENT STRATEGIES-MARKET NEUTRAL TOPS FUND C/O MARSHALL WACE LLP ACTING AS INVESTMENT MANAGER		368.103	368.103	0,133%
MARSHALL WACE INVESTMENT STRATEGIES-TOPS DEVELOPED WORLD EQU		89.015	89.015	0,032%
MARSHALL WACE INVESTMENT STRATEGIES-TOPS INTERNATIONAL EQUITIES FUND		44.433	44.433	0,016%
MARSHALL WACE INVESTMENT STRATEGIES-TOPS WORLD EQUITIES FUND C/O MARSHALL WACE LLP		9.253	9.253	0,003%
MARSHALL WACE INVESTMENT STRATEGIES-TOPS WORLD EX-US FUND C/O MARSHALL WACE IRELAND LIMITED.		14.162	14.162	0,005%
MARSHALL WACE MASTER FUNDS SPC - SP ALPHA PLUS FUND		88.178	88.178	0,032%
MARSHALL WACE MASTER FUNDS SPC - SP ALPHA PLUS FUND C/O MARSHALL WACE LLP		11.930	11.930	0,004%
MEDIOLANUM FLESSIBILE FUTURO ITALIA		992.922	992.922	0,358%
MEDIOLANUM FLESSIBILE SVILUPPO ITALIA		430.000	430.000	0,155%
MERCER QIF COMMON CONTRACTUAL FUND		10.083	10.083	0,004%
MERCER QIF FUND PLC.		10.411	10.411	0,004%
MSCI ACWI EX-U.S. IMI INDEX FUND B2		2.126	2.126	0,001%
MULTI UNITS FRANCE - AMUNDI FT		228.864	228.864	0,082%
MW INV STRT MKT NEUTRAL TOP AC		27.110	27.110	0,010%
MWCCF WLD TOPS 150/50-NON FLIP		196	196	0,000%
NEF ETHICAL BALANCED DYNAMIC.		196.814	196.814	0,071%
NEF RISPARMIO ITALIA		59.231	59.231	0,021%
NORTHERN TRUST COMMON ALL COUNTRY WORLD EX-US INVESTABLE MAR		3.152	3.152	0,001%
NORTHERN TRUST INVESTMENTS COLLECTIVE FUNDS TRUST		30.430	30.430	0,011%
NORTHERN TRUST UCITS COMMON CONTRACTUAL FUND		18.197	18.197	0,007%
ONEPATH GLOBAL SHARES - SMALL CAP (UNHEDGED) INDEX POOL.		595	595	0,000%
POINT72 ASSOCIATES LLC C/O FINSCO LIMITED		9.183	9.183	0,003%
POLICE AND FIREMEN'S RETIREMENTS SYSTEM OF NEW JERSEY		21.127	21.127	0,008%
PUBLIC EMPLOYEES RETIREMENT ASSOCIATION OF COLORADO		4.013	4.013	0,001%
PUBLIC EMPLOYEES RETIREMENT SYSTEM OF OHIO		19.152	19.152	0,007%
RIVA ANDREA	RVINDR88A20F704R	100	100	0,000%
SAWA SRL	06921130487	3.386.090	6.772.180	2,440%
SCHRÖDER EUROPEAN RECOVERY FUND		1.097.372	1.097.372	0,395%
SCHRÖDER INTERNATIONAL SELECTION FUND		1.478.987	1.478.987	0,533%
SCHWAB FUNDAMENTAL INTERNATIONAL SMALL COMPANY INDEX ETF		120.701	120.701	0,043%
SCHWAB FUNDAMENTAL INTERNATIONAL SMALL EQUITY INDEX FUND		26.106	26.106	0,009%
SCHWAB INTERNATIONAL SMALLCAP EQUITY ETF		143.009	143.009	0,052%
SOCIAL PROTECTION FUND		2.070	2.070	0,001%
SPARTAN GROUP TRUST FOR EMPLOYEE BENEFIT PLANS.		5.789	5.789	0,002%
SPDR PORTFOLIO DEVELOPED WORLD EXUS ETF		79.815	79.815	0,029%
SPDR PORTFOLIO EUROPE ETF		3.069	3.069	0,001%
SPDR S&P INTERNATIONAL SMALL CAP ETF		5.662	5.662	0,002%
SSB MSCI ACWI EX USA IMI SCREENED NONLENDING COMMON TRUST FUND		1.783	1.783	0,001%



Anagrafica	CF/PI	Azioni	Voti	% su av. dir.
SSB MSCI EAFE SMALL CAP INDEX SECURITIES LENDING COMMON FND		14.979	14.979	0,005%
SSGA SPDR ETFS EUROPE II PUBLICLIMITED COMPANY		14.377	14.377	0,005%
SST GLOB ADV TAX EXEMPT RETIREMENT PLANS		202.055	202.055	0,073%
STATE OF ALASKA RETIREMENT AND BENEFITS PLANS		3.164	3.164	0,001%
STATE OF NEW MEXICO STATE INVESTMENT COUNCIL		25.105	25.105	0,009%
STATE OF WISCONSIN INVESTMENT BOARD		786	786	0,000%
STATE STREET GLOBAL ALI. CAP EQUITY EXUS INDEX PORTFOLIO		11.696	11.696	0,004%
STICHTING BEDRIJFSTAKPENSIOENFONDS VOOR DE BOUWNIJVERHEID		1.953	1.953	0,001%
STICHTING PENSIOENFONDS VOOR DE WONINGCORPORATIES		1.448	1.448	0,001%
STICHTING PHILIPS PENSIOENFONDS		873	873	0,000%
STRATEGIC INTERNATIONAL EQUITY FUND		2.289	2.289	0,001%
TEACHER RETIREMENT SYSTEM OF TEXAS		1.367	1.367	0,000%
TEXAS MUNICIPAL RETIREMENT SYSTEM		1.327	1.327	0,000%
THE BARCLAYS BANK UK RETIREMENTFUND		2.501	2.501	0,001%
THE HIGHCLERE INTERNATIONAL INVESTORS SMID FUND.		305.662	305.662	0,110%
THE HIGHCLERE INTL INV SMER CMP FD		324.822	324.822	0,117%
THE HONGKONG AND SHANGHAI BANKING CORPORATION LIMITED		4.104.600	4.104.600	1,479%
THE KOWLOON MOTOR BUS COMPANY (1933) LIMITED DAILY RATED EMPLOYEES RETIREMENT FUND SCHEME		1.822	1.822	0,001%
THE METHODIST HOSPITAL		5.568	5.568	0,002%
THE REGENTS OF THE UNIVERSITY OF CALIFORNIA		108.601	108.601	0,039%
THE STATE OF CONNECTICUT, ACTING THROUGH ITS TREASURER		10.704	10.704	0,004%
THRIFT SAVINGS PLAN		103.787	103.787	0,037%
TONTI SRL	12582220963	126.583	253.166	0,091%
TOPS GLBL EQS LE FD NON FLIP		4.270	4.270	0,002%
TOPS INTL EQS FUND - NON FLIP		13.044	13.044	0,005%
TOPS WLD EX-US FUND NON FLIP		31.931	31.931	0,012%
TOPS WORLD EQS FUND NON FLIP		37.405	37.405	0,013%
TRUST II BRIGHTHOUSEDIMENSIONALINT SMALL COMPANY PORTFOLIO		3.759	3.759	0,001%
UBS FUND MANAGEMENT (SWITZERLAND) AG ON BEHALF OF ZURICH INVESTINSTITUTIONAL FUN		7.710	7.710	0,003%
UBS FUND MANAGEMENT (SWITZERLAND) AG.		28.705	28.705	0,010%
UBS FUND MANAGEMENT (SWITZERLAND) AG..		478	478	0,000%
UBS LUX FUND SOLUTIONS		60.357	60.357	0,022%
UI-FONDS BAV RBI AKTIEN		8.431	8.431	0,003%
UNIVERSAL-INVESTMENT-GESELLSCHAFT MBH ON BEHALF OF STBV-NW-UNIVERSAL-FONDS		2.554	2.554	0,001%
UTAH STATE RETIREMENT SYSTEMS		4.581	4.581	0,002%
VANGUARD DEVELOPED MARKETS INDEX FUND		621.723	621.723	0,224%
VANGUARD ESG INTERNATIONAL STOCK ETF		11.559	11.559	0,004%
VANGUARD FIDUCIARY TRUST COMPANY DEVELOPED MARKETS INDEX TRUST		13.998	13.998	0,005%
VANGUARD FIDUCIARY TRUST COMPANY INSTITUTIONAL TOTAL INTERNATIONAL STOCK MARKET INDEX TRUST		70.003	70.003	0,025%
VANGUARD FIDUCIARY TRUST COMPANY INSTITUTIONAL TOTAL INTERNATIONAL STOCK MARKET INDEX TRUST II		265.743	265.743	0,096%
VANGUARD FTSE DEVELOPED ALL CAPEX NORTH AMERICA INDEX ETF		16.921	16.921	0,006%
VANGUARD FTSE DEVELOPED EUROPE ALL CAP INDEX ETF		1.666	1.666	0,001%
VANGUARD FUNDS PUBLIC LIMITED COMPANY		1.477	1.477	0,001%
VANGUARD INTERNATIONAL SMALL COMPANIES INDEX FUND		632	632	0,000%
VANGUARD INVESTMENT SERIES PUBLIC LIMITED COMPANY		19.103	19.103	0,007%
VANGUARD TOTAL INTERNATIONAL STOCK INDEX FUND		957.803	957.803	0,345%
VANGUARD TOTAL WORLD STOCK INDEX FUND		48.656	48.656	0,018%
VERDIPAPIRFONDET KLP AKSJGLOBAL SMALL CAP INDEKS		6.033	6.033	0,002%
VIF ICVC VANGUARD FTSE GLOBAL ALL CAP INDEX FUND		2.682	2.682	0,001%
VISCONTI ANGELICA CAMILLA CONSOLATA WAN	VSCNLC73E44F205N	126.582	253.164	0,091%
VISCONTI GINEVRA CAMILLA	VSCGVR75A65F205B	126.582	253.164	0,091%
VISCONTI MARIA CONSOLATA	VSCMCN79H63F205M	126.583	253.166	0,091%
WASHINGTON STATE INVESTMENT BOARD		23.331	23.331	0,008%
WLD TOPS 150/50 II - NON FLIP		533	533	0,000%
XTRACKERS		26.556	26.556	0,010%
XTRACKERS (IE) PUBLIC LIMITED COMPANY		311	311	0,000%
XTRACKERS MSCI EUROZONE HEDGED EQUITY ETF		668	668	0,000%

Totale

136.150.602 244.932.912 88,240%

Allegato "B" al Rep.n. 67868 ed alla Racc.n. 30204

ELENCO UDITORI

Dott. Paolo La Morgia, CFO e Dirigente Preposto

Avv. Marcello Marzo, General Counsel e Segretario del Consiglio di Amministrazione


Avv. Elisa Benocci, Responsabile Affari Societari

Avv. Flaminia Capri, Funzione Affari Societari

Avv. Andrea Madrigali, Funzione Affari Societari

Per la società di revisione KPMG: Dott. Andrea Rossi, Dott.ssa Marta Masoch, Dott.

Nicolò Lettieri



SALVATORE FERRAGAMO S.p.A.

Assemblea ordinaria 23 aprile 2026

Allegato " C " all'atto

Repertorio n. 87848

Raccolta n. 30201


Punto 1.1

Bilancio di esercizio al 31 dicembre 2025. Deliberazioni inerenti e conseguenti: approvazione del bilancio di esercizio di Salvatore Ferragamo S.p.A. al 31 dicembre 2025, corredato della Relazione degli Amministratori sulla gestione dell'esercizio 2025, inclusa della rendicontazione di Sostenibilità relativa all'esercizio 2025 predisposta ai sensi del D. Lgs. 125/2024, della Relazione del Collegio Sindacale e della Società di Revisione. Presentazione del Bilancio Consolidato al 31 dicembre 2025;

	n. voti	% voti rappresentati in assemblea	% dei diritti di voto
Presenti alla votazione	241.166.982	100%	86,884%
Voti per i quali il RD dispone di istruzioni per l'OdG in votazione (quorum deliberativo):	241.166.982	100,000%	86,884%
Voti per i quali il RD non dispone di istruzioni:	0	0,000%	0,000%


	n. voti	% partecipanti al voto	% dei diritti di voto
Favorevole	241.077.325	99,963%	86,851%
Contrario	89.513	0,020%	0,018%
Astenuto	0	0,017%	0,015%
Totali	241.166.982	100,000%	86,884%

Da considerare come non presenti alla votazione



Non Votante		3.765.930	1,562%	1,357%
-------------	--	-----------	--------	--------

SALVATORE FERRAGAMO S.p.A.
Assemblea ordinaria
23 aprile 2026



Punto 1.1


Bilancio di esercizio al 31 dicembre 2025. Deliberazioni inerenti e conseguenti: approvazione del bilancio dell'esercizio di Salvatore Ferragamo S.p.A. al 31 dicembre 2025, corredato della Relazione degli Amministratori sulla gestione dell'esercizio 2025, inclusiva della rendicontazione di Sostenibilità relativa all'esercizio 2025 predisposta ai sensi del D. Lgs. 125/2024, della Relazione del Collegio Sindacale e della Società di Revisione. Presentazione del Bilancio Consolidato al 31 dicembre 2025;

Elenco dei partecipanti alla votazione per il tramite del Rappresentante Designato Monte Titoli S.p.A. nella persona della Dott.ssa Francesca Neodo

Anagrafica	CF/PI	Voti	% su votanti	Voto
ADVANCED SERIES TRUST- AST GLOBAL BOND PORTFOLIO		3.210	0,001%	F
ALASKA PERMANENT FUND CORPORATION		3.049	0,001%	F
AMERICAN CENTURY ETF TRUST AVANTIS INT SMALL CAP VALUE FUND		39.487	0,016%	F
AMERICAN CENTURY ETF TRUST-AVANTIS INTERNATIONAL EQUITY ETF		140.664	0,058%	F
AMERICAN CENTURY ETF TRUST-AVANTIS INTERNATIONAL EQUITY FUND		160	0,000%	F
AMERICAN CENTURY ETF TRUST-AVANTIS INTERNATIONAL SMALL CAP EQUITY ETF		1.903	0,001%	F
AMERICAN CENTURY ETF TRUST-AVANTIS INTERNATIONAL SMALL CAP VALUE		174.728	0,072%	F
AMERICAN CENTURY ETF TRUST-AVANTIS RESPONSIBLE INTERNATIONAL EQUITY ETF		585	0,000%	F
AMERICAN CENTURY ICAV		120	0,000%	F
AMUNDI HK PORTFOLIOS		23.313	0,010%	F
AMUNDI INDEX EUROPE EX UK SMALL		3.305	0,001%	F
AMUNDI MSCI EMU SMALL CAP ESG BRD TRANS		14.246	0,006%	F
AMUNDI MSCI EUROPE SMALL C ESG BRD TRANS		3.218	0,001%	F
AMUNDI MSCI GLOBAL SMALL CAP OECD EX USA		774	0,000%	F
AMUNDI PROGETTO FUTURO PIR		35.973	0,015%	F
AMUNDI SGR SPA / AMUNDI RISPAR MIO ITALIA		213.081	0,088%	F
ANIMA CRESCITA ITALIA		57.000	0,024%	F
ANIMA CRESCITA ITALIA NEW		43.417	0,018%	F
ANIMA ELTIF ITALIA 2026		13.464	0,006%	F
ANIMA FUNDS PUBLIC LIMITED COMPANY		42.439	0,018%	F
ANIMA INIZIATIVA ITALIA		724.354	0,300%	F
ANIMA ITALIA		111.548	0,046%	F
ANIMA PMI ITALIA		359.368	0,149%	F
ANIMA SVILUPPO ITALIA 2030		33.000	0,014%	F
ANIMA SVILUPPO ITALIA 2031		15.000	0,006%	F
AQR FLEX 1 SERIES LLC - SERIES A9		2.647	0,001%	F
ARCA AZIONI ITALIA		283.664	0,118%	F
ARCA ECONOMIA REALE BILANCIATO ITALIA 15		10.319	0,004%	F
ARCA ECONOMIA REALE BILANCIATO ITALIA 30		507.761	0,211%	F
ARCA ECONOMIA REALE BILANCIATO ITALIA 55		116.932	0,048%	F
ARROWSTREET CAPITAL ESG GLOBAL EQUITY LONG/SHORT FUND LIMITE.		70.134	0,029%	F
ARROWSTREET CAPITAL ESG GLOBAL EQUITY LONG/SHORT FUND LIMITED		24.918	0,010%	F
AVANTIS CIBC GLOBAL SMALL CAP VALUE ETF		381	0,000%	F
AVANTIS CIBC INTERNATIONAL EQUITY ETF		201	0,000%	F
AZ FUND 1 AZ ALLOCATION PIR ITALIAN EXCELLENCE 70		57.216	0,024%	F
AZ FUND 1-AZ ALLOCATION-ITALIAN LONG TERM OPPORTUNITIES		1.000	0,000%	F
AZIMUT CAPITAL MANAGEMENT SGR SPA		13.965	0,006%	F

Anagrafica	CF/PI	Voti	% su votanti	Voto
AZL DFA INTERNATIONAL CORE EQUITY FUND		1.885	0,001%	F
BANCOPOSTA RINASCIMENTO		164.143	0,068%	F
BERGAMOTTA SRL	815600DF1A7	1.720.766	0,714%	F
BLACKROCK ASSET MANAGEMENT SCHWEIZ AG ON BEHALF OF ISHARES WORLD EX SWITZERLAND		100	0,000%	F
BLACKROCK AUTHORISED CONTRACTUAL SCHEME I		100	0,000%	F
BLACKROCK INSTITUTIONAL TRUST COMPANY, N.A. INVESTMENT FUNDS FOR EMPLOYEE BENEFIT TRUSTS		115.179	0,048%	F
BNP PARIBAS EQUITY - FOCUS ITALIA		9.656	0,004%	F
BNPP MODERATE - FOCUS ITALIA		37.239	0,015%	F
BOARD OF PENSIONS OF THE EVANGELICAL LUTHERAN CHURCH IN AMER		1	0,000%	F
BORRAGINE SRL	06949860487	1.720.766	0,714%	F
CALIFORNIA STATE TEACHERS' RETIREMENT SYSTEM		33.680	0,014%	F
CIBC PENSION PLAN		67	0,000%	F
CNTRL PNSON FND INTRNTNL UNION		678	0,000%	F
COLLEGE RETIREMENT EQUITIES FUND		29.853	0,012%	F
CONNECTICUT GENERAL LIFE INSURANCE COMPANY		177	0,000%	F
CONSTANCE BE EUROPE		24.165	0,010%	F
CONTINENTAL SMALL SERIES THE CONTINENTAL SMALL COMPANY		101.300	0,042%	F
CREDIT SUISSE INDEX FUND (LUX)		17.174	0,007%	F
D. E. SHAW ALL COUNTRY GLOBAL ALPHA PLUS PORTFOLIOS L.L.C.		1.466	0,001%	F
D.E. SHAW ALL COUNTRY GLOBAL ALPHA PLUS PORTFOLIOS II L.L.C		932	0,000%	F
DE SHAW US BROAD MARKET CORE ALPHA EXTENSION CUSTOM FUND II L.L.C.		552	0,000%	F
DE SHAW WORLD ALPHA EXTENSION PORTFOLIOS LLC		7.060	0,003%	F
DEKA-RAB		6.288	0,003%	F
DES VAL INTL.PEEQ CSH NON FLIP		13.387	0,006%	F
DFA ALL COUNTRY EX US EQUITY MARKET SUBTRUST OF DFA GROUP TRUST		1	0,000%	F
DFA INTERNATIONAL SMALL CAP VALUE PNS GROUP INC		177.246	0,073%	F
DIGITAL FUNDS STARS EUROPE		3.534	0,001%	F
DIMENSIONAL FUNDS PLC		32.698	0,014%	F
DIMENSIONAL GLOBAL SUSTAINABILITY TRUST		2.485	0,001%	F
DIMENSIONAL INTERNATIONAL CORE EQUITY 2 ETF OF DIMENSIONAL E		10.563	0,004%	F
DIMENSIONAL INTERNATIONAL SMALL CAP VALUE ETF OF DIMENSIONAL A		14.374	0,006%	F
DIMENSIONAL INTERNATIONAL VECTOR EQUITY ETF OF DIMENSIONAL E		1	0,000%	F
EPFESETTE SRL	04403710488	6.972.180	2,891%	F
EPSSENS ACTIONS PME ETI		38.130	0,016%	F
EUREKA FUND - NON FLIP		68.401	0,028%	F
EURIZON AZIONI PMI ITALIA		316.909	0,131%	F
EURIZON CAPITAL SGR-PIR ITALIA 30		61.041	0,025%	F
EURIZON FUND		7.555	0,003%	F
EURIZON PIR ITALIA AZIONI		20.610	0,009%	F
EURIZON PROGETTO ITALIA 20		85.719	0,036%	F
EURIZON PROGETTO ITALIA 40		266.808	0,111%	F
EURIZON PROGETTO ITALIA 70		155.704	0,065%	F
FAFF SRL	02607380033	946.768	0,393%	F
FERRAGAMO FERRUCCIO	FRRFRRC45P09D575X	1.012.660	0,420%	F
FERRAGAMO FINANZIARIA SPA	04161460482	183.223.620	75,974%	F
FERRAGAMO GIOVANNA	FRRGNNA43C66D575V	1.012.660	0,420%	F
FIDELITY CONCORD STREET TRUST: FIDELITY SAI INTERNATIONAL S		1.683	0,001%	F
FIDELITY GLOBAL OPPORTUNITIES LONG/SHORT FUND		21.500	0,009%	F
FIDELITY INVESTMENT FUNDS - FIDELITY INDEX WORLD ESG SCREENED FUND		210	0,000%	F
FIDEURAM PIANO AZIONI ITALIA		590.000	0,245%	F
FIDEURAM PIANO BILANCIATO ITALIA 30		50.000	0,021%	F
FIDEURAM PIANO BILANCIATO ITALIA 50		103.000	0,043%	F
FINVIS SRL	04600610481	6.972.180	2,891%	F
FLEXSHARES MORNINGSTAR DEVELOPED MARKETS EX-US FACTOR TILT INDEX FUND		2.603	0,001%	F

Anagrafica	CF/PI	Voti	% su votanti	Voto
FONDITALIA		20.000	0,008%	F
FONDS DE RESERVE POUR LES RETRAITES		53.660	0,022%	F
FONDS OBJECTIF CLIMAT ACTIONS 1		6.785	0,003%	F
GESTIELLE PRO ITALIA		21.308	0,009%	F
GIQUATTRO SRL	00514180975	6.972,180	2,891%	F
GRAHAM DEVELOPMENTAL EQUITY STRATEGIES LLC		126	0,000%	F
HUTCHISON PROVIDENT FUND.		2.708	0,001%	F
IBM 401(K) PLUS PLAN TRUST		9.188	0,004%	F
INTERNATIONAL CORE EQUITY PORTFOLIO OF DPA INVESTMENT DIMENSIONS GROUP INC		26.577	0,011%	F
INTERNATIONAL MONETARY FUND		4.086	0,002%	F
INVESTERINGSFORENINGEN SPARINVEST INDEX EUROPA SMALL CAP KL		4.291	0,002%	F
ISHARES ALL-COUNTRY EQUITY INDEX FUND		185	0,000%	F
ISHARES CORE MSCI EAFE ETF		151.072	0,063%	F
ISHARES CORE MSCI EAFE IMI INDEX ETF		14.641	0,006%	F
ISHARES CORE MSCI EUROPE ETF		26.264	0,011%	F
ISHARES CORE MSCI INTERNATIONAL DEVELOPED MARKETS ETF		138.224	0,057%	F
ISHARES CORE MSCI TOTAL INTERNATIONAL STOCK ETF		90.419	0,037%	F
ISHARES III PUBLIC LIMITED COMPANY		77	0,000%	F
ISHARES MSCI EAFE SMALL-CAP ETF		15.880	0,007%	F
ISHARES MSCI EUROPE IMI INDEX ETF		1.234	0,001%	F
ISHARES MSCI EUROPE SMALL-CAP ETF		4.681	0,002%	F
ISHARES MSCI WORLD SMALL-CAP ETF		173	0,000%	F
JHVIT INT'L SMALL CO TRUST JOHN HANCOCK INVESTMENT MANAGEMENT SERVICES LLC JHVIT INTERN		2.238	0,001%	F
JOHN HANCOCK TRUST COMPANY COLLECTIVE INVESTMENT TRUST I		103.600	0,043%	F
JUPITER GLOBAL VALUE EQUITY FUND		402.914	0,167%	F
LACERA MASTER OPEB TRUST		1.275	0,001%	F
LUMYNA-MARSHALL WACE UCITS SICAV-LUMYNA-MW TOPS UCITS FUND		103.247	0,043%	F
LVIP DIMENSIONAL INTERNATIONAL CORE EQUITY FUND		2.493	0,001%	F
MAJESTIC HONOUR LIMITED		1.850.697	0,767%	F
MANULIFE GLOBAL FRANCHISE FUND.		206.777	0,086%	F
MANULIFE INVESTMENT EXCHANGE FUNDS CORP. - MANULIFE BALANCED		387.796	0,161%	F
MANULIFE INVESTMENT MANAGEMENT SYSTEMATIC INTERNATIONAL SMALL CAP EQUITY POOLE		169	0,000%	F
MARSHALL WACE COMMON CONTRACTUAL FUND-MWCCF WORLD TOPS 150/5		252	0,000%	F
MARSHALL WACE INVESTMENT STRATEGIES - EUREKA FUND C/O MARSHALL WACE LLP		78.377	0,032%	F
MARSHALL WACE INVESTMENT STRATEGIES - TOPS FUND C/O MARSHALL WACE LLP		92.727	0,038%	F
MARSHALL WACE INVESTMENT STRATEGIES-MARKET NEUTRAL TOPS FUND C/O MARSHALL WACE LLP ACTING AS INVESTMENT MANAGER		368.103	0,153%	F
MARSHALL WACE INVESTMENT STRATEGIES-TOPS DEVELOPED WORLD EQU		89.015	0,037%	F
MARSHALL WACE INVESTMENT STRATEGIES-TOPS INTERNATIONAL EQUITIES FUND		44.433	0,018%	F
MARSHALL WACE INVESTMENT STRATEGIES-TOPS WORLD EQUITIES FUND C/O MARSHALL WACE LLP		9.253	0,004%	F
MARSHALL WACE INVESTMENT STRATEGIES-TOPS WORLD EX-US FUND C/O MARSHALL WACE IRELAND LIMITED.		14.162	0,006%	F
MARSHALL WACE MASTER FUNDS SPC - SP ALPHA PLUS FUND		88.178	0,037%	F
MARSHALL WACE MASTER FUNDS SPC - SP ALPHA PLUS FUND C/O MARSHALL WACE LLP		11.930	0,005%	F
MEDIOLANUM FLESSIBILE FUTURO ITALIA		992.922	0,412%	F
MEDIOLANUM FLESSIBILE SVILUPPO ITALIA		430.000	0,178%	F
MSCI ACWI EX-U.S. IMI INDEX FUND B2		2.126	0,001%	F
MULTI UNITS FRANCE - AMUNDI FT		228.864	0,095%	F
MW INV STRT MKT NEUTRAL TOP AC		27.110	0,011%	F
MWCCF WLD TOPS 150/50-NON FLIP		196.819	0,000%	F
NEF ETHICAL BALANCED DYNAMIC		196.819	0,082%	F
NEF RISPARMIO ITALIA		196.819	0,025%	F



Anagrafica	CF/PI	Voti	% su votanti	Voto
NORTHERN TRUST COMMON ALL COUNTRY WORLD EX-US INVESTABLE MAR		3.152	0,001%	F
NORTHERN TRUST INVESTMENTS COLLECTIVE FUNDS TRUST		30.430	0,013%	F
NORTHERN TRUST UCITS COMMON CONTRACTUAL FUND		18.197	0,008%	F
ONEPATH GLOBAL SHARES - SMALL CAP (UNHEDGED) INDEX POOL		595	0,000%	F
POINT72 ASSOCIATES LLC C/O FINSICO LIMITED		9.183	0,004%	F
POLICE AND FIREMEN'S RETIREMENT SYSTEM OF NEW JERSEY		21.127	0,009%	F
PUBLIC EMPLOYEES RETIREMENT ASSOCIATION OF COLORADO		4.013	0,002%	F
PUBLIC EMPLOYEES RETIREMENT SYSTEM OF OHIO		19.152	0,008%	F
SAWA SRL	06921130487	6.772.180	2,808%	F
SCHRODER EUROPEAN RECOVERY FUND		1.097.372	0,455%	F
SCHRODER INTERNATIONAL SELECTION FUND		1.478.987	0,613%	F
SCHWAB FUNDAMENTAL INTERNATIONAL SMALL COMPANY INDEX ETF		120.701	0,050%	F
SCHWAB FUNDAMENTAL INTERNATIONAL SMALL EQUITY INDEX FUND		26.106	0,011%	F
SCHWAB INTERNATIONAL SMALLCAP EQUITY ETF		143.009	0,059%	F
SOCIAL PROTECTION FUND		2.070	0,001%	F
SPARTAN GROUP TRUST FOR EMPLOYEE BENEFIT PLANS.		5.789	0,002%	F
SPDR PORTFOLIO DEVELOPED WORLD EXUS ETF		79.815	0,033%	F
SPDR PORTFOLIO EUROPE ETF		3.069	0,001%	F
SPDR S&P INTERNATIONAL SMALL CAP ETF		5.662	0,002%	F
SSB MSCI ACWI EX USA IMI SCREENED NONLENDING COMMON TRUST FUND		1.783	0,001%	F
SSB MSCI EAFE SMALL CAP INDEX SECURITIES LENDING COMMON FND		14.979	0,006%	F
SSGA SPDR ETF'S EUROPE II PUBLIC LIMITED COMPANY		14.377	0,006%	F
SST GLOB ADV TAX EXEMPT RETIREMENT PLANS		202.055	0,084%	F
STATE OF ALASKA RETIREMENT AND BENEFITS PLANS		669	0,000%	F
STATE OF NEW MEXICO STATE INVESTMENT COUNCIL		25.105	0,010%	F
STATE OF WISCONSIN INVESTMENT BOARD		786	0,000%	F
STATE STREET GLOBAL ALL CAP EQUITY EXUS INDEX PORTFOLIO		11.696	0,005%	F
STICHTING BEDRIJFSTAKPENSIOENFONDS VOOR DE BOUWNIJVERHEID		1.953	0,001%	F
STICHTING PENSIOENFONDS VOOR DE WONINGCORPORATIES		1.448	0,001%	F
STICHTING PHILIPS PENSIOENFONDS		873	0,000%	F
STRATEGIC INTERNATIONAL EQUITY FUND		2.289	0,001%	F
TEACHER RETIREMENT SYSTEM OF TEXAS		1.367	0,001%	F
TEXAS MUNICIPAL RETIREMENT SYSTEM		1.327	0,001%	F
THE BARCLAYS BANK UK RETIREMENT FUND		2.501	0,001%	F
THE HIGHCLERE INTERNATIONAL INVESTORS SMID FUND.		305.662	0,127%	F
THE HIGHCLERE INTL INV SMER CMP FD		324.822	0,135%	F
THE HONGKONG AND SHANGHAI BANKING CORPORATION LIMITED		4.104.600	1,702%	F
THE KOWLOON MOTOR BUS COMPANY (1933) LIMITED DAILY RATED EMPLOYEES RETIREMENT FUND SCHEME		1.822	0,001%	F
THE METHODIST HOSPITAL		5.568	0,002%	F
THE REGENTS OF THE UNIVERSITY OF CALIFORNIA		108.601	0,045%	F
THE STATE OF CONNECTICUT, ACTING THROUGH ITS TREASURER		10.704	0,004%	F
THRIFT SAVINGS PLAN		103.787	0,043%	F
TONTI SRL	12582220963	253.166	0,105%	F
TOPS GLBL EQS LE FD NON FLIP		4.270	0,002%	F
TOPS INTL EQS FUND - NON FLIP		13.044	0,005%	F
TOPS WLD EX-US FUND NON FLIP		31.931	0,013%	F
TOPS WORLD EQS FUND NON FLIP		37.405	0,016%	F
TRUST II BRIGHTHOUSEDIMENSIONALINT SMALL COMPANY PORTFOLIO		3.759	0,002%	F
UBS FUND MANAGEMENT (SWITZERLAND) AG ON BEHALF OF ZURICH INVEST INSTITUTIONAL FUN		7.710	0,003%	F
UBS FUND MANAGEMENT (SWITZERLAND) AG.		28.705	0,012%	F
UBS FUND MANAGEMENT (SWITZERLAND) AG..		478	0,000%	F
UBS LUX FUND SOLUTIONS		60.357	0,025%	F
UI-FONDS BAV RBI AKTIEN		8.431	0,003%	F
UNIVERSAL-INVESTMENT-GESELLSCHAFT MBH ON BEHALF OF STBV-NW-UNIVERSAL-FONDS		2.554	0,001%	F

Anagrafica	CF/PI	Voti	% su votanti	Voto
UTAH STATE RETIREMENT SYSTEMS		4.581	0,002%	F
VANGUARD DEVELOPED MARKETS INDEX FUND		621.723	0,258%	F
VANGUARD ESG INTERNATIONAL STOCK ETF		11.559	0,005%	F
VANGUARD FIDUCIARY TRUST COMPANY DEVELOPED MARKETS INDEX TRUST		13.998	0,006%	F
VANGUARD FIDUCIARY TRUST COMPANY INSTITUTIONAL TOTAL INTERNATIONAL STOCK MARKET INDEX TRUST		70.003	0,029%	F
VANGUARD FIDUCIARY TRUST COMPANY INSTITUTIONAL TOTAL INTERNATIONAL STOCK MARKET INDEX TRUST II		265.743	0,110%	F
VANGUARD FTSE DEVELOPED ALL CAPEX NORTH AMERICA INDEX ETF		16.921	0,007%	F
VANGUARD FTSE DEVELOPED EUROPE ALL CAP INDEX ETF		1.666	0,001%	F
VANGUARD FUNDS PUBLIC LIMITED COMPANY		1.477	0,001%	F
VANGUARD INTERNATIONAL SMALL COMPANIES INDEX FUND		632	0,000%	F
VANGUARD INVESTMENT SERIES PUBLIC LIMITED COMPANY		19.103	0,008%	F
VANGUARD TOTAL INTERNATIONAL STOCK INDEX FUND		957.803	0,397%	F
VANGUARD TOTAL WORLD STOCK INDEX FUND		48.656	0,020%	F
VERDIPAPIRFONDET KLP AKSJEGLOBAL SMALL CAP INDEKS		6.033	0,003%	F
VIF ICVC VANGUARD FTSE GLOBAL ALL CAP INDEX FUND		2.682	0,001%	F
VISCONTI ANGELICA CAMILLA CONSOLATA WAN	VSCNLC73E44F205N	253.164	0,105%	F
VISCONTI GINEVRA CAMILLA	VSCGVR75A65F205B	253.164	0,105%	F
VISCONTI MARIA CONSOLATA	VSCMCN79H63F205M	253.166	0,105%	F
WASHINGTON STATE INVESTMENT BOARD		23.331	0,010%	F
WLD TOPS 150/50 II - NON FLIP		533	0,000%	F
XTRACKERS		26.556	0,011%	F
XTRACKERS (IE) PUBLIC LIMITED COMPANY		311	0,000%	F
XTRACKERS MSCI EUROZONE HEDGED EQUITY ETF		668	0,000%	F
LEGAL & GENERAL ICAV.		12.187	0,005%	C
LEGAL AND GENERAL ASSURANCE (PENSIONS MANAGEMENT) LIMITED		14.237	0,006%	C
MERCER QIF COMMON CONTRACTUAL FUND		10.083	0,004%	C
MERCER QIF FUND PLC		10.411	0,004%	C
RIVA ANDREA	RVINDR88A20F704R	100	0,000%	C
STATE OF ALASKA RETIREMENT AND BENEFITS PLANS		2.495	0,001%	C
CHALLENGE FUNDS CHALLENGE ITALIAN EQUITY		22.000	0,009%	A
CITY OF NEW YORK GROUP TRUST		18.144	0,008%	A


Totale votanti

241.166.982 100%

MAJESTIC HONOUR LIMITED		3.765.930		NE
-------------------------	--	-----------	--	----

Legenda

F - Favorevole
C - Contrario
A - Astenuto
Lx - Lista x
NV - Non Volante
NE - Non Espresso




SALVATORE FERRAGAMO S.p.A.

Assemblea ordinaria 23 aprile 2026

Allegato " D " all'att.

Repertorio n. 87848

Raccolta n. 30201



Punto 1.2

Bilancio di esercizio al 31 dicembre 2025. Deliberazioni inerenti e conseguenti: destinazione dell'utile di esercizio.

	n. voti	% voti rappresentati in assemblea	% dei diritti di voto
Presenti alla votazione	241.166.982	100%	86,884%
Voti per i quali il RD dispone di istruzioni per l'OdG in votazione (quorum deliberativo):	241.166.982	100,000%	86,884%
Voti per i quali il RD non dispone di istruzioni:	0	0,000%	0,000%

	n. voti	% partecipanti al voto	% dei diritti di voto
Favorevole	241.144.882	99,991%	86,876%
Contrario	100	0,000%	0,000%
Astenuto	22.000	0,009%	0,008%
Totali	241.166.982	100,000%	86,884%

Da considerare come non presenti alla votazione

Non Votante	3.765.930	1,562%	1,357%
-------------	-----------	--------	--------


SALVATORE FERRAGAMO S.p.A.
Assemblea ordinaria
23 aprile 2026

Punto 1.2

Bilancio di esercizio al 31 dicembre 2025. Deliberazioni inerenti e conseguenti; destinazione dell'utile di esercizio.

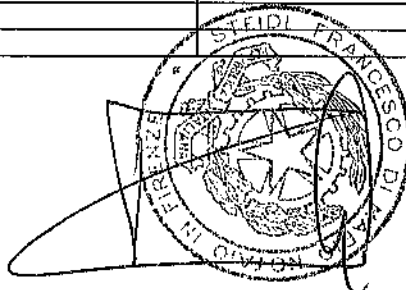
Elenco dei partecipanti alla votazione per il tramite del Rappresentante Designato Monte Titoli S.p.A. nella persona della Dott.ssa Francesca Neodo

Anagrafica	CF/PI	Voti	% su votanti	Voto
ADVANCED SERIES TRUST- AST GLOBAL BOND PORTFOLIO		3.210	0,001%	F
ALASKA PERMANENT FUND CORPORATION		3.049	0,001%	F
AMERICAN CENTURY ETF TRUST AVANTIS INT SMALL CAP VALUE FUND		39.487	0,016%	F
AMERICAN CENTURY ETF TRUST-AVANTIS INTERNATIONAL EQUITY ETF		140.664	0,058%	F
AMERICAN CENTURY ETF TRUST-AVANTIS INTERNATIONAL EQUITY FUND		160	0,000%	F
AMERICAN CENTURY ETF TRUST-AVANTIS INTERNATIONAL SMALL CAP EQUITY ETF		1.903	0,001%	F
AMERICAN CENTURY ETF TRUST-AVANTIS INTERNATIONAL SMALL CAP VALUE		174.728	0,072%	F
AMERICAN CENTURY ETF TRUST-AVANTIS RESPONSIBLE INTERNATIONAL EQUITY ETF		585	0,000%	F
AMERICAN CENTURY ICAV		120	0,000%	F
AMUNDI HK PORTFOLIOS		23.313	0,010%	F
AMUNDI INDEX EUROPE EX UK SMALL		3.305	0,001%	F
AMUNDI MSCI EMU SMALL CAP ESG BRD TRANS		14.246	0,006%	F
AMUNDI MSCI EUROPE SMALL C ESG BRD TRANS		3.218	0,001%	F
AMUNDI MSCI GLOBAL SMALL CAP OECD EX USA		774	0,000%	F
AMUNDI PROGETTO FUTURO PIR		35.973	0,015%	F
AMUNDI SGR SPA / AMUNDI RISPAR MIO ITALIA		213.081	0,088%	F
ANIMA CRESCITA ITALIA		57.000	0,024%	F
ANIMA CRESCITA ITALIA NEW		43.417	0,018%	F
ANIMA ELTIF ITALIA 2026		13.464	0,006%	F
ANIMA FUNDS PUBLIC LIMITED COMPANY		42.439	0,018%	F
ANIMA INIZIATIVA ITALIA		724.354	0,300%	F
ANIMA ITALIA		111.548	0,046%	F
ANIMA PMI ITALIA		359.368	0,149%	F
ANIMA SVILUPPO ITALIA 2030		33.000	0,014%	F
ANIMA SVILUPPO ITALIA 2031		15.000	0,006%	F
AQR FLEX 1 SERIES LLC - SERIES A9		2.647	0,001%	F
ARCA AZIONI ITALIA		283.664	0,118%	F
ARCA ECONOMIA REALE BILANCIATO ITALIA 15		10.319	0,004%	F
ARCA ECONOMIA REALE BILANCIATO ITALIA 30		507.761	0,211%	F
ARCA ECONOMIA REALE BILANCIATO ITALIA 55		116.932	0,048%	F
ARROWSTREET CAPITAL ESG GLOBAL EQUITY LONG/SHORT FUND LIMITE		70.134	0,029%	F
ARROWSTREET CAPITAL ESG GLOBAL EQUITY LONG/SHORT FUND LIMITED		24.918	0,010%	F
AVANTIS CIBC GLOBAL SMALL CAP VALUE ETF		381	0,000%	F
AVANTIS CIBC INTERNATIONAL EQUITY ETF		201	0,000%	F
AZ FUND 1 AZ ALLOCATION PIR ITALIAN EXCELLENCE 70		57.216	0,024%	F
AZ FUND 1-AZ ALLOCATION-ITALIAN LONG TERM OPPORTUNITIES		1.000	0,000%	F
AZIMUT CAPITAL MANAGEMENT SGR SPA		13.965	0,006%	F
AZL DFA INTERNATIONAL CORE EQUITY FUND		1.885	0,001%	F
BANCOPOSTA RINASCIMENTO		164.143	0,068%	F
BERGAMOTTA SRL	015600DF1A7	1.720.766	0,714%	F



Anagrafica	CF/PI	Voti	% su votanti	Voto
BLACKROCK ASSET MANAGEMENT SCHWEIZ AG ON BEHALF OF ISHARES WORLD EX SWITZERLAND		100	0,000%	F
BLACKROCK AUTHORISED CONTRACTUAL SCHEME I		100	0,000%	F
BLACKROCK INSTITUTIONAL TRUST COMPANY, N.A. INVESTMENT FUNDS FOR EMPLOYEE BENEFIT TRUSTS		115.179	0,048%	F
BNP PARIBAS EQUITY - FOCUS ITALIA		9.656	0,004%	F
BNPP MODERATE - FOCUS ITALIA		37.239	0,015%	F
BOARD OF PENSIONS OF THE EVANGELICAL LUTHERAN CHURCH IN AMER		1	0,000%	F
BORRAGINE SRL	06949860487	1.720.766	0,714%	F
CALIFORNIA STATE TEACHERS' RETIREMENT SYSTEM		33.680	0,014%	F
CIBC PENSION PLAN		67	0,000%	F
CITY OF NEW YORK GROUP TRUST		18.144	0,008%	F
CNTRL PNSON FND INTRNTNL UNION		678	0,000%	F
COLLEGE RETIREMENT EQUITIES FUND		29.853	0,012%	F
CONNECTICUT GENERAL LIFE INSURANCE COMPANY		177	0,000%	F
CONSTANCE BE EUROPE		24.165	0,010%	F
CONTINENTAL SMALL SERIES THE CONTINENTAL SMALL COMPANY		101.300	0,042%	F
CREDIT SUISSE INDEX FUND (LUX)		17.174	0,007%	F
D. E. SHAW ALL COUNTRY GLOBAL ALPHA PLUS PORTFOLIOS L.L.C.		1.466	0,001%	F
D.E. SHAW ALL COUNTRY GLOBAL ALPHA PLUS PORTFOLIOS II L.L.C		932	0,000%	F
DE SHAW US BROAD MARKET CORE ALPHA EXTENSION CUSTOM FUND II L.L.C.		552	0,000%	F
DE SHAW WORLD ALPHA EXTENSION PORTFOLIOS LLC		7.060	0,003%	F
DEKA-RAB		6.288	0,003%	F
DES VAL INTL.PEEQ CSH NON FLIP		13.387	0,006%	F
DFA ALL COUNTRY EX US EQUITY MARKET SUBTRUST OF DFA GROUP TRUST		1	0,000%	F
DFA INTERNATIONAL SMALL CAP VALUE PNS GROUP INC		177.246	0,073%	F
DIGITAL FUNDS STARS EUROPE		3.534	0,001%	F
DIMENSIONAL FUNDS PLC		32.698	0,014%	F
DIMENSIONAL GLOBAL SUSTAINABILITY TRUST		2.485	0,001%	F
DIMENSIONAL INTERNATIONAL CORE EQUITY 2 ETF OF DIMENSIONAL E		10.563	0,004%	F
DIMENSIONAL INTERNATIONAL SMALL CAP VALUE ETF OF DIMENSIONAL E		14.374	0,006%	F
DIMENSIONAL INTERNATIONAL VECTOR EQUITY ETF OF DIMENSIONAL E		1	0,000%	F
EFFESETTE SRL	04403710488	6.972.180	2,891%	F
EPSENS ACTIONS PME ETI		38.130	0,016%	F
EUREKA FUND - NON FLIP		68.401	0,028%	F
EURIZON AZIONI PMI ITALIA		316.909	0,131%	F
EURIZON CAPITAL SGR-PIR ITALIA 30		61.041	0,025%	F
EURIZON FUND		7.555	0,003%	F
EURIZON PIR ITALIA AZIONI		20.610	0,009%	F
EURIZON PROGETTO ITALIA 20		85.719	0,036%	F
EURIZON PROGETTO ITALIA 40		266.808	0,111%	F
EURIZON PROGETTO ITALIA 70		155.704	0,065%	F
FAFF SRL	02607380033	946.768	0,393%	F
FERRAGAMO FERRUCCIO	FRRFRC45P09D575X	1.012.660	0,420%	F
FERRAGAMO FINANZIARIA SPA	04161460482	183.223.620	75,974%	F
FERRAGAMO GIOVANNA	FRRGNN43C66D575V	1.012.660	0,420%	F
FIDELITY CONCORD STREET TRUST: FIDELITY SAI INTERNATIONAL S		1.683	0,001%	F
FIDELITY GLOBAL OPPORTUNITIES LONG/SHORT FUND		21.500	0,009%	F
FIDELITY INVESTMENT FUNDS - FIDELITY INDEX WORLD ESG SCREENED FUND		210	0,000%	F
FIDEURAM PIANO AZIONI ITALIA		590.000	0,245%	F
FIDEURAM PIANO BILANCIATO ITALIA 30		50.000	0,021%	F
FIDEURAM PIANO BILANCIATO ITALIA 50		103.000	0,043%	F
FINVIS SRL	04600610481	6.972.180	2,891%	F
FLEXSHARES MORNINGSTAR DEVELOPED MARKETS EX-US FACTOR TILT INDEX FUND		2.603	0,001%	F
FONDITALIA		20.000	0,008%	F
FONDS DE RESERVE POUR LES RETRAITES		53.660	0,022%	F

Anagrafica	CF/PI	Voti	% su votanti	Voto	
FONDS OBJECTIF CLIMAT ACTIONS 1			6.785	0,003%	F
GESTIELLE PRO ITALIA			21.308	0,009%	F
GQUATTRO SRL	00514180975		6.972.180	2,891%	F
GRAHAM DEVELOPMENTAL EQUITY STRATEGIES LLC			126	0,000%	F
HUTCHISON PROVIDENT FUND.			2.708	0,001%	F
IBM 401 (K) PLUS PLAN TRUST			9.188	0,004%	F
INTERNATIONAL CORE EQUITY PORTFOLIO OF DFA INVESTMENT DIMENSIONS GROUP INC			26.577	0,011%	F
INTERNATIONAL MONETARY FUND			4.086	0,002%	F
INVESTERINGSFORENINGEN SPARINVEST INDEX EUROPA SMALL CAP KL			4.291	0,002%	F
ISHARES ALL-COUNTRY EQUITY INDEX FUND			185	0,000%	F
ISHARES CORE MSCI EAFE ETF			151.072	0,063%	F
ISHARES CORE MSCI EAFE IMI INDEX ETF			14.641	0,006%	F
ISHARES CORE MSCI EUROPE ETF			26.264	0,011%	F
ISHARES CORE MSCI INTERNATIONAL DEVELOPED MARKETS ETF			138.224	0,057%	F
ISHARES CORE MSCI TOTAL INTERNATIONAL STOCK ETF			90.419	0,037%	F
ISHARES III PUBLIC LIMITED COMPANY			77	0,000%	F
ISHARES MSCI EAFE SMALL-CAP ETF			15.880	0,007%	F
ISHARES MSCI EUROPE IMI INDEX ETF			1.234	0,001%	F
ISHARES MSCI EUROPE SMALL-CAP ETF			4.681	0,002%	F
ISHARES MSCI WORLD SMALL-CAP ETF			173	0,000%	F
JHVIT INT'L SMALL CO TRUST JOHN HANCOCK INVESTMENT MANAGEMENT SERVICES LLC JHVIT INTERN			2.238	0,001%	F
JOHN HANCOCK TRUST COMPANY COLLECTIVE INVESTMENT TRUST I			103.600	0,043%	F
JUPITER GLOBAL VALUE EQUITY FUND			402.914	0,167%	F
LACERA MASTER OPEB TRUST			1.275	0,001%	F
LEGAL & GENERAL ICAV.			12.187	0,005%	F
LEGAL AND GENERAL ASSURANCE (PENSIONS MANAGEMENT) LIMITED			14.237	0,006%	F
LUMYNA-MARSHALL WACE UCITS SICAV-LUMYNA-MW TOPS UCITS FUND			103.247	0,043%	F
LVIP DIMENSIONAL INTERNATIONAL CORE EQUITY FUND			2.493	0,001%	F
MAJESTIC HONOUR LIMITED			1.850.697	0,767%	F
MANULIFE GLOBAL FRANCHISE FUND.			206.777	0,086%	F
MANULIFE INVESTMENT EXCHANGE FUNDS CORP. - MANULIFE BALANCED			387.796	0,161%	F
MANULIFE INVESTMENT MANAGEMENT SYSTEMATIC INTERNATIONAL SMALL CAP EQUITY POOLE			169	0,000%	F
MARSHALL WACE COMMON CONTRACTUAL FUND-MWCCF WORLD TOPS 150/5			252	0,000%	F
MARSHALL WACE INVESTMENT STRATEGIES - EUREKA FUND C/O MARSHALL WACE LLP			78.377	0,032%	F
MARSHALL WACE INVESTMENT STRATEGIES - TOPS FUND C/O MARSHALL WACE LLP			92.727	0,038%	F
MARSHALL WACE INVESTMENT STRATEGIES-MARKET NEUTRAL TOPS FUND C/O MARSHALL WACE LLP ACTING AS INVESTMENT MANAGER			368.103	0,153%	F
MARSHALL WACE INVESTMENT STRATEGIES-TOPS DEVELOPED WORLD EQU			89.015	0,037%	F
MARSHALL WACE INVESTMENT STRATEGIES-TOPS INTERNATIONAL EQUITIES FUND			44.433	0,018%	F
MARSHALL WACE INVESTMENT STRATEGIES-TOPS WORLD EQUITIES FUND C/O MARSHALL WACE LLP			9.253	0,004%	F
MARSHALL WACE INVESTMENT STRATEGIES-TOPS WORLD EX-US FUND C/O MARSHALL WACE IRELAND LIMITED.			14.162	0,006%	F
MARSHALL WACE MASTER FUNDS SPC - SP ALPHA PLUS FUND			88.178	0,037%	F
MARSHALL WACE MASTER FUNDS SPC - SP ALPHA PLUS FUND C/O MARSHALL WACE LLP			11.930	0,005%	F
MEDIOLANUM FLESSIBILE FUTURO ITALIA			992.922	0,412%	F
MEDIOLANUM FLESSIBILE SVILUPPO ITALIA			430.000	0,178%	F
MERCER QIF COMMON CONTRACTUAL FUND			10.083	0,004%	F
MERCER QIF FUND PLC			10.411	0,004%	F
MSCI ACWI EX-U.S. IMI INDEX FUND B2			2.126	0,001%	F
MULTI UNITS FRANCE - AMUNDI FT			228.864	0,095%	F
MW INV STRT MKT NEUTRAL TOP AC			27.110	0,011%	F
MWCCF WLD TOPS 150/50-NON FLIP			196	0,000%	F



Anagrafica	CF/PI	Voti	% su votanti	Voto
NEF ETHICAL BALANCED DYNAMIC		196.814	0,082%	F
NEF RISPARMIO ITALIA		59.231	0,025%	F
NORTHERN TRUST COMMON ALL COUNTRY WORLD EX-US INVESTABLE MAR		3.152	0,001%	F
NORTHERN TRUST INVESTMENTS COLLECTIVE FUNDS TRUST		30.430	0,013%	F
NORTHERN TRUST UCITS COMMON CONTRACTUAL FUND		18.197	0,008%	F
ONEPATH GLOBAL SHARES - SMALL CAP (UNHEDGED) INDEX POOL		595	0,000%	F
POINT72 ASSOCIATES LLC C/O FINSCO LIMITED		9.183	0,004%	F
POLICE AND FIREMEN'S RETIREMENT SYSTEM OF NEW JERSEY		21.127	0,009%	F
PUBLIC EMPLOYEES RETIREMENT ASSOCIATION OF COLORADO		4.013	0,002%	F
PUBLIC EMPLOYEES RETIREMENT SYSTEM OF OHIO		19.152	0,008%	F
SAWA SRL	06921130487	6.772.180	2,808%	F
SCHRODER EUROPEAN RECOVERY FUND		1.097.372	0,455%	F
SCHRODER INTERNATIONAL SELECTION FUND		1.478.987	0,613%	F
SCHWAB FUNDAMENTAL INTERNATIONAL SMALL COMPANY INDEX ETF		120.701	0,050%	F
SCHWAB FUNDAMENTAL INTERNATIONAL SMALL EQUITY INDEX FUND		26.106	0,011%	F
SCHWAB INTERNATIONAL SMALLCAP EQUITY ETF		143.009	0,059%	F
SOCIAL PROTECTION FUND		2.070	0,001%	F
SPARTAN GROUP TRUST FOR EMPLOYEE BENEFIT PLANS.		5.789	0,002%	F
SPDR PORTFOLIO DEVELOPED WORLD EXUS ETF		79.815	0,033%	F
SPDR PORTFOLIO EUROPE ETF		3.069	0,001%	F
SPDR S&P INTERNATIONAL SMALL CAP ETF		5.662	0,002%	F
SSB MSCI ACWI EX USA IMI SCREENED NONLENDING COMMON TRUST FUND		1.783	0,001%	F
SSB MSCI EAFE SMALL CAP INDEX SECURITIES LENDING COMMON FND		14.979	0,006%	F
SSGA SPDR ETFS EUROPE II PUBLIC LIMITED COMPANY		14.377	0,006%	F
SST GLOB ADV TAX EXEMPT RETIREMENT PLANS		202.055	0,084%	F
STATE OF ALASKA RETIREMENT AND BENEFITS PLANS		3.164	0,001%	F
STATE OF NEW MEXICO STATE INVESTMENT COUNCIL		25.105	0,010%	F
STATE OF WISCONSIN INVESTMENT BOARD		786	0,000%	F
STATE STREET GLOBAL ALL CAP EQUITY EXUS INDEX PORTFOLIO		11.696	0,005%	F
STICHTING BEDRIJFSTAKPENSIOENFONDS VOOR DE BOUWNIJVERHEID		1.953	0,001%	F
STICHTING PENSIOENFONDS VOOR DE WONINGCORPORATIES		1.448	0,001%	F
STICHTING PHILIPS PENSIOENFONDS		873	0,000%	F
STRATEGIC INTERNATIONAL EQUITY FUND		2.289	0,001%	F
TEACHER RETIREMENT SYSTEM OF TEXAS		1.367	0,001%	F
TEXAS MUNICIPAL RETIREMENT SYSTEM		1.327	0,001%	F
THE BARCLAYS BANK UK RETIREMENT FUND		2.501	0,001%	F
THE HIGHCLERE INTERNATIONAL INVESTORS SMID FUND.		305.662	0,127%	F
THE HIGHCLERE INTL INV SMER CMP FD		324.822	0,135%	F
THE HONGKONG AND SHANGHAI BANKING CORPORATION LIMITED		4.104.600	1,702%	F
THE KOWLOON MOTOR BUS COMPANY (1933) LIMITED DAILY RATED EMPLOYEES RETIREMENT FUND SCHEME		1.822	0,001%	F
THE METHODIST HOSPITAL		5.568	0,002%	F
THE REGENTS OF THE UNIVERSITY OF CALIFORNIA		108.601	0,045%	F
THE STATE OF CONNECTICUT, ACTING THROUGH ITS TREASURER		10.704	0,004%	F
THRIFT SAVINGS PLAN		103.787	0,043%	F
TONTI SRL	12582220963	253.166	0,105%	F
TOPS GBL EQS LE FD NON FLIP		4.270	0,002%	F
TOPS INTL EQS FUND - NON FLIP		13.044	0,005%	F
TOPS WLD EX-US FUND NON FLIP		31.931	0,013%	F
TOPS WORLD EQS FUND NON FLIP		37.405	0,016%	F
TRUST II BRIGHTHOUSE DIMENSIONAL INT SMALL COMPANY PORTFOLIO		3.759	0,002%	F
UBS FUND MANAGEMENT (SWITZERLAND) AG ON BEHALF OF ZURICH INVEST INSTITUTIONAL FUN		7.710	0,003%	F
UBS FUND MANAGEMENT (SWITZERLAND) AG.		28.705	0,012%	F
UBS FUND MANAGEMENT (SWITZERLAND) AG.		478	0,000%	F
UBS LUX FUND SOLUTIONS		60.357	0,025%	F
UI-FONDS BAV RBI AKTIEN		8.431	0,003%	F

Anagrafica	CF/PI	Voti	% su votanti	Voto
UNIVERSAL-INVESTMENT-GESELLSCHAFT MBH ON BEHALF OF STBV-NW-UNIVERSAL-FONDS		2.554	0,001%	F
UTAH STATE RETIREMENT SYSTEMS		4.581	0,002%	F
VANGUARD DEVELOPED MARKETS INDEX FUND		621.723	0,258%	F
VANGUARD ESG INTERNATIONAL STOCK ETF		11.559	0,005%	F
VANGUARD FIDUCIARY TRUST COMPANY DEVELOPED MARKETS INDEX TRUST		13.998	0,006%	F
VANGUARD FIDUCIARY TRUST COMPANY INSTITUTIONAL TOTAL INTERNATIONAL STOCK MARKET INDEX TRUST		70.003	0,029%	F
VANGUARD FIDUCIARY TRUST COMPANY INSTITUTIONAL TOTAL INTERNATIONAL STOCK MARKET INDEX TRUST II		265.743	0,110%	F
VANGUARD FTSE DEVELOPED ALL CAPEX NORTH AMERICA INDEX ETF		16.921	0,007%	F
VANGUARD FTSE DEVELOPED EUROPE ALL CAP INDEX ETF		1.666	0,001%	F
VANGUARD FUNDS PUBLIC LIMITED COMPANY		1.477	0,001%	F
VANGUARD INTERNATIONAL SMALL COMPANIES INDEX FUND		632	0,000%	F
VANGUARD INVESTMENT SERIES PUBLIC LIMITED COMPANY		19.103	0,008%	F
VANGUARD TOTAL INTERNATIONAL STOCK INDEX FUND		957.803	0,397%	F
VANGUARD TOTAL WORLD STOCK INDEX FUND		48.656	0,020%	F
VERDIPAPIRFONDET KLP AKSJEGLOBAL SMALL CAP INDEKS		6.033	0,003%	F
VIF ICVC VANGUARD FTSE GLOBAL ALL CAP INDEX FUND		2.682	0,001%	F
VISCONTI ANGELICA CAMILLA CONSOLATA WAN	VSCNLC73E44F205N	253.164	0,105%	F
VISCONTI GINEVRA CAMILLA	VSCGVR75A65F205B	253.164	0,105%	F
VISCONTI MARIA CONSOLATA	VSCMCN79H63F205M	253.166	0,105%	F
WASHINGTON STATE INVESTMENT BOARD		23.331	0,010%	F
WLD TOPS 150/50 II - NON FLIP		533	0,000%	F
XTRACKERS		26.556	0,011%	F
XTRACKERS (IE) PUBLIC LIMITED COMPANY		311	0,000%	F
XTRACKERS MSCI EUROZONE HEDGED EQUITY ETF		668	0,000%	F
RIVA ANDREA	RVINDR88A20F704R	100	0,000%	C
CHALLENGE FUNDS CHALLENGE ITALIAN EQUITY		22.000	0,009%	A

Totale votanti 241.166.982 100%

MAJESTIC HONOUR LIMITED		3.765.930		NE
-------------------------	--	-----------	--	----

Legenda

- F - Favorevole
- C - Controito
- A - Assenuto
- Lx - Lista x
- NV - Non Votante
- NE - Non Espresso

